

**EDGEFIELD COUNTY WATER & SEWER AUTHORITY
BOARD MEETING MINUTES**

The July Regular Board of Directors Meeting of Edgefield County Water and Sewer Authority was held on July 25, 2022, starting at 5:30 p.m. at 100 Waterworks Rd., Edgefield, SC (ECWSA Administrative Building). No individual or organization requested a copy of the Agenda. Notice of this Board of Directors Meeting was posted in the Administration Office 4 weeks prior to meeting and the Agenda was posted July 21, 2022.

CALL TO ORDER: Kennamer, 5:30 p.m.

INVOCATION: Creswell

MEMBERS PRESENT: Kennamer, Johnson, Smith, Kitchens, Clark, Creswell, Washington

MEMBERS ABSENT: None

STAFF PRESENT: Administrator Hare, Business Manager Carroway

GUEST PRESENT: None

AGENDA: A motion was made by Johnson to approve the July 25, 2022 Agenda. Second by Smith. Vote unanimous to approve the agenda.

MINUTES: A motion was made by Johnson to approve the June 27, 2022 Minutes. Second by Washington. Vote unanimous.

PUBLIC COMMENT: No comments from the public and no one present from the public.

FINANCIAL STATEMENT: After the reading of the bank balances, Administrator Hare discussed the Financial Statement ending June 30, 2022. Budget should be at 100%. Revenues are 106.65%, and Expenses are at 97.62%. Water & Sewer sales are up from last year.

REPORTS:

John Hare, Administrator covered the following items during the report section:

- Administrator Hare discussed the supply chain issues affecting the water and sewer industry. Currently the Authority has been unable to source brass corporations to make water taps, so a temporary hold has been placed on the installation of new taps. Taps in existing subdivisions where only a meter set is required will not be affected. Staff is looking at a number of ways to find a work around for this situation.

BUSINESS

A. SCIIP Grant Project Discussion

Administrator Hare gave a presentation to the Board concerning the upcoming SCIIP Grant application that will be made to RIA.

ECWSA SCIIP Application & PER

July 25, 2022

Competitive Grants



Community Impact

\$683M

60% - large utilities
40% - small/med or Tier III/IV

For priority investments
in capital improvements



Regional Solutions

\$80M

Projects that promote
long-term viability
through partnerships



Viability Planning

\$20M

For very small systems
looking to the future

Community Impact Grants Large Utilities




- Service population: at least 30,000
- Total funding: \$410M
- Maximum grant: \$10M
- Local investment: 25% of project costs



Community Impact Grants Priorities for Assistance



1. Regional Solutions
2. Water Quality
3. Resilience & Storm Protection
4. Other Aging Infrastructure
5. Capacity



Local Investment Calculation



	25% Local Investment			15% Local Investment		
Total Project	\$5,000,000	\$10,000,000	\$14,000,000	\$5,000,000	\$10,000,000	\$14,000,000
Min Local Investment	\$1,250,000	\$2,500,000	\$3,500,000	\$750,000	\$1,500,000	\$2,100,000
Max Grant Request	\$3,750,000	\$7,500,000	\$10,000,000	\$4,250,000	\$8,500,000	\$10,000,000
Total Local Investment	\$1,250,000	\$2,500,000	\$4,000,000	\$750,000	\$1,500,000	\$4,000,000
Local Investment %	25%	25%	29%	15%	15%	29%

SCIIP grants are capped at \$10M per project/application



Minimum local investment is a percentage of the total project cost

Timeline



Applications Available	Application Deadline	Awards Timeframe
TODAY	September 12, 2022	1 st quarter 2023

Federal deadline for obligation of funds: December 2024

Federal deadline for expenditure of funds: December 2026

Project Selection



Application Review	Project Prioritization	RIA Board Decisions
<ul style="list-style-type: none"> • Submit complete documentation • Staff may request additional info 	<ul style="list-style-type: none"> • Point system based on legislated priorities and selection factors 	<ul style="list-style-type: none"> • Board reviews staff priorities and makes awards • Applicants notified by mail

Selection Factors




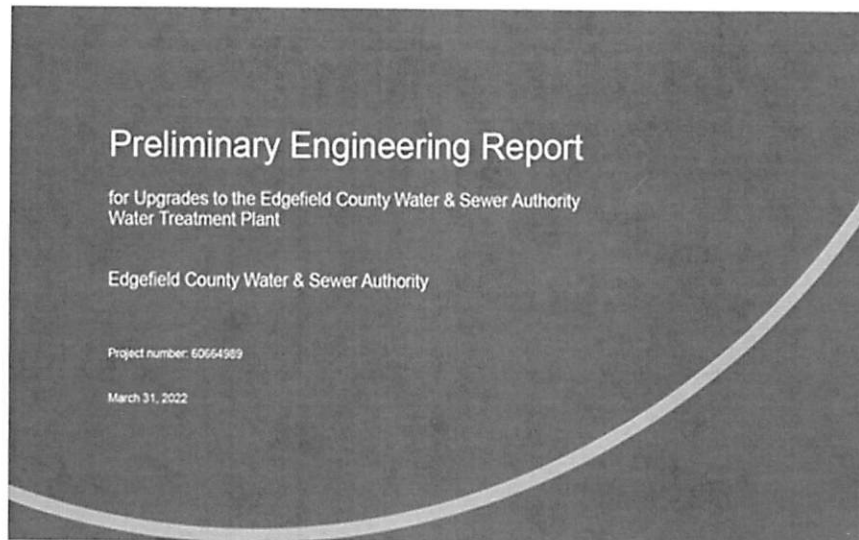
Priority needs	25 points
Transformational impact on communities	25 points
Readiness to proceed & meet deadlines	15 points
Project feasibility	15 points
Geographic diversity	10 points
Extent of additional leveraging	10 points

Local Investment Costs



- Preliminary engineering/design
- Acquisition
- Construction or material costs
- Grant administration
- Procurement documentation not required to be submitted



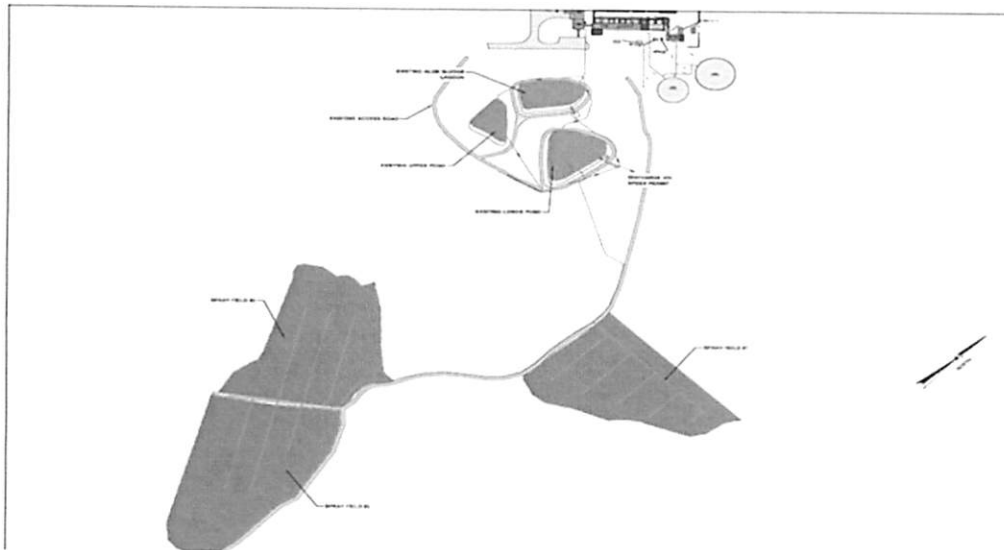
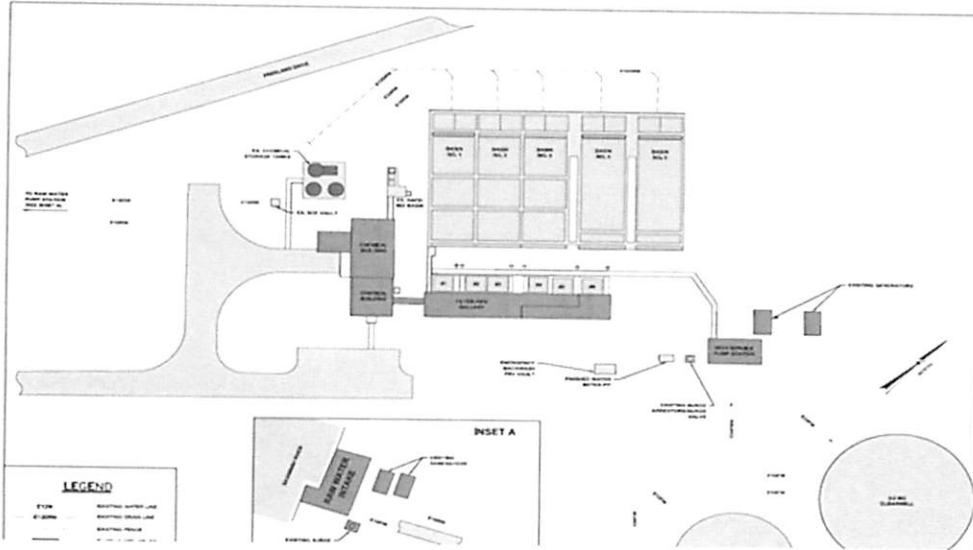


Background

Although the facility produces high quality drinking water consistently compliant with all drinking water standards, ECWSA recognizes the need for improvements to the plant, particularly to address two key challenges:

1. ECWSA is concerned with the ability of existing WTP equipment to reliably meet current peak demands. Construction of the original facility began in 1974 and was placed into operation in 1976. Some of the original infrastructure and equipment in the plant has outlived its useful life and needs to be upgraded or replaced.
2. Growth in the region has driven treated water demands to the point that a physical expansion in plant capacity is imminent.

ECWSA completed a Master Plan for the water system in September 2005 (B.P. Barber)⁽¹⁾ which identified short, medium, and long- term improvements for the WTP to address expected growth through the year 2025. AECOM is currently updating the ECWSA Water System Master Plan through the year 2045. The projected water demands are discussed in the following subsection.



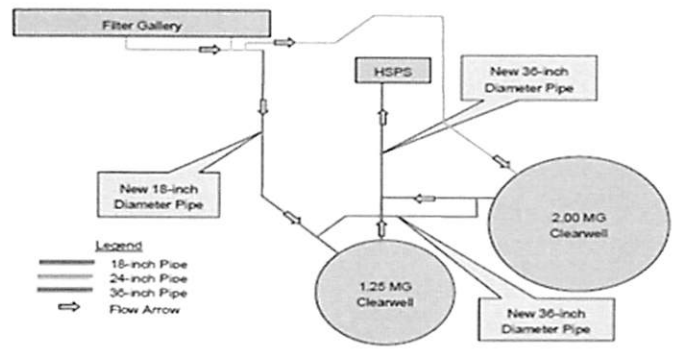
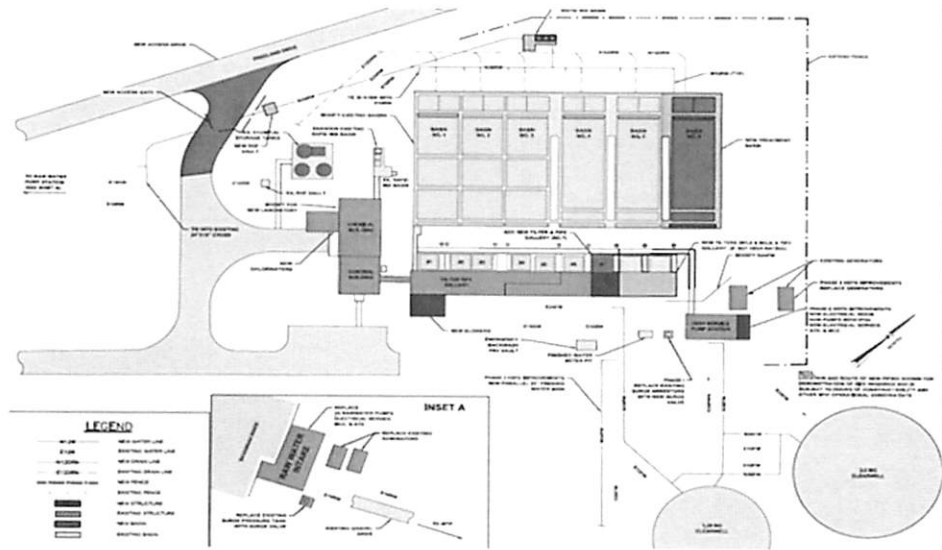


Figure 3-3: Clearwell Piping Upgrades

Table 3-8: Opinion of Probable Construction Costs

Process/Item	Estimated Cost
Raw Water Pump Station Upgrades	\$ 877,250
Rate of Flow Control Vault and Raw Force Main Piping	\$ 459,550
Rapid Mix Upgrades	\$ 876,800
Flocculation Basin Upgrades	\$ 260,700
Sedimentation Basin	\$ 616,550
Filtration	\$ 3,000,750
Clearwell Piping	\$ 373,000
High Service Pump Station (Phase II Improvements)	\$ 3,431,000
Chemical Treatment	\$ 182,500
Residuals Handling	\$ 305,300
Site Work, Paving, Erosion Control, etc.	\$ 538,100
Equipment Start-up, O&M Manuals, Testing & Disinfection, etc.	\$ 200,000
Combined Subtotal:	\$ 11,121,500
Mobilization and Equipment (10%):	\$ 1,113,000
Bonds, Insurance, OH&P (12%):	\$ 1,469,000
Construction Subtotal:	\$ 13,703,500
Contingency (30%):	\$ 4,112,000
CONSTRUCTION TOTAL:	\$ 17,816,000

Project Costs – Estimated Based on PER

- Construction Costs \$17,816,000
- SCIIP Grant (\$10,000,000)
- Remainder of Construction \$ 7,816,000
- Engineering \$ 1,000,000
- ECWSA Committed Funds* \$ 8,000,000

• *-ECWSA has to commit to RIA to make up the difference before grant award.

Actual Projected Costs

• Construction Costs (10% Contingency)	\$14,816,000
• SCIIP Grant	(\$10,000,000)
• Remainder of Construction	\$ 4,816,000
• Engineering	\$ 1,000,000
• ECWSA Committed Funds	\$ 5,816,000

Methods to Drive Maximize Grant

- It is ECWSA's staffs goal to minimize our match as much as possible.
- Our engineering dollars will count toward our 25% match
- Will we be able to purchase equipment such as high service pumps in advance to use as match. Also eliminates General Contractor markup and steers us clear of some Federal Purchasing guidelines
- The bid documents will be designed in such a way to include a number of alternates. These will act as a safeguard to maximize grant dollars and minimize Authority expenditures.

Example of an Alternate

- Bid Line Item- Construction of 3 Filters = \$3,750,00
- Alternate #1-Construction of 2 Filters = \$2,500,00
- Alternate #2-Construction of 1 Filter = \$1,250,000

A Look ahead to other Projects


- New or additional transmission water main out of WTP – 24” or 36”
- Possible new elevated storage tank on the Lower end of system
- New larger water main to interconnect with 12” water main on Five Notch Rd.
- Additional Booster Pumping Station
- Rehab or construction of Existing original Booster Station
- Replacement of cast iron lines in Edgefield and Johnson
- Replacement of AC lines in Trenton

Funding for Future Projects

- Estimated Costs = \$10,000,000
- State Revolving Fund (SRF) Drinking Water Funds – These are Federal supplied dollars administered by the State. Some grants but mainly low interest loans. They have received additional funding through the Federal Infrastructure bill that recently passed.
- SC RIA Grants – Will still be available, however they are limited to \$500,000 each
- Municipal Bonds
- Self Funded Capital Projects

**EDGEFIELD COUNTY
 WATER AND SEWER AUTHORITY
 SCHEDULE OF OUTSTANDING BONDS
 FOR FISCAL YEAR ENDED JUNE 30, 2021**

Fiscal Year Ending June 30	2007 Revenue Bond			2016 Revenue Bond		
	Principal	Interest	Payment	Principal	Interest	Payment
2022	\$ 227,000	\$ 83,584	\$ 310,584	\$ 484,500	\$ 7,897	\$ 492,397
2023	237,000	73,165	310,165			
2024	247,000	62,286	309,286			
2025	259,000	50,960	309,960			
2026	270,000	39,060	309,060			
2027-2030	581,000	40,300	621,300			
Totals	\$ 1,821,000	\$ 349,345	\$ 2,170,345	\$ 484,500	\$ 7,897	\$ 492,397
Fiscal Year Ending June 30	2019 Revenue Bond			2020 Revenue Bond		
	Principal	Interest	Payment	Principal	Interest	Payment
2022	575,000	153,000	728,000		161,750	161,750
2023	600,000	130,000	730,000	490,000	161,750	651,750
2024	626,000	106,000	732,000	510,000	147,050	657,050
2025	640,000	87,400	727,400	525,000	131,750	656,750
2026	665,000	61,800	726,800	540,000	116,000	656,000
2027-2030	1,395,000	63,150	1,458,150	2,360,000	240,000	2,600,000
Totals	\$ 4,495,000	\$ 601,350	\$ 5,096,350	\$ 4,425,000	\$ 968,300	\$ 5,393,300
Fiscal Year Ending June 30	Total					
	Principal	Interest	Payment			
2022	1,298,500	466,231	1,692,731			
2023	1,327,000	364,915	1,691,915			
2024	1,377,000	315,336	1,692,336			
2025	1,424,000	270,100	1,694,100			
2026	1,475,000	216,860	1,691,860			
2027-2030	4,336,000	343,450	4,679,450			
Totals	\$ 11,225,500	\$ 1,916,892	\$ 13,142,392			

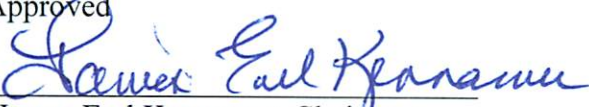


A wide ranging discussion was held concerning the financing of the Authority's portion of the project as well as the tight timeline of the project. This item of business was for information only in preparation for items such as approval for engineering and approval of match letters that will be presented at the August meeting. No vote was taken.

EXECUTIVE SESSION – A motion was made to enter into Executive Session by Johnson to discuss a legal matter. Second by Kitchens. Vote unanimous. Board exited Executive Session with no action taken.

Motion was made by Clark to adjourn.
Second by Smith
Time: 6:27 p.m., July 25, 2022
Vote Unanimous

Approved


James Earl Kennamer, Chairman